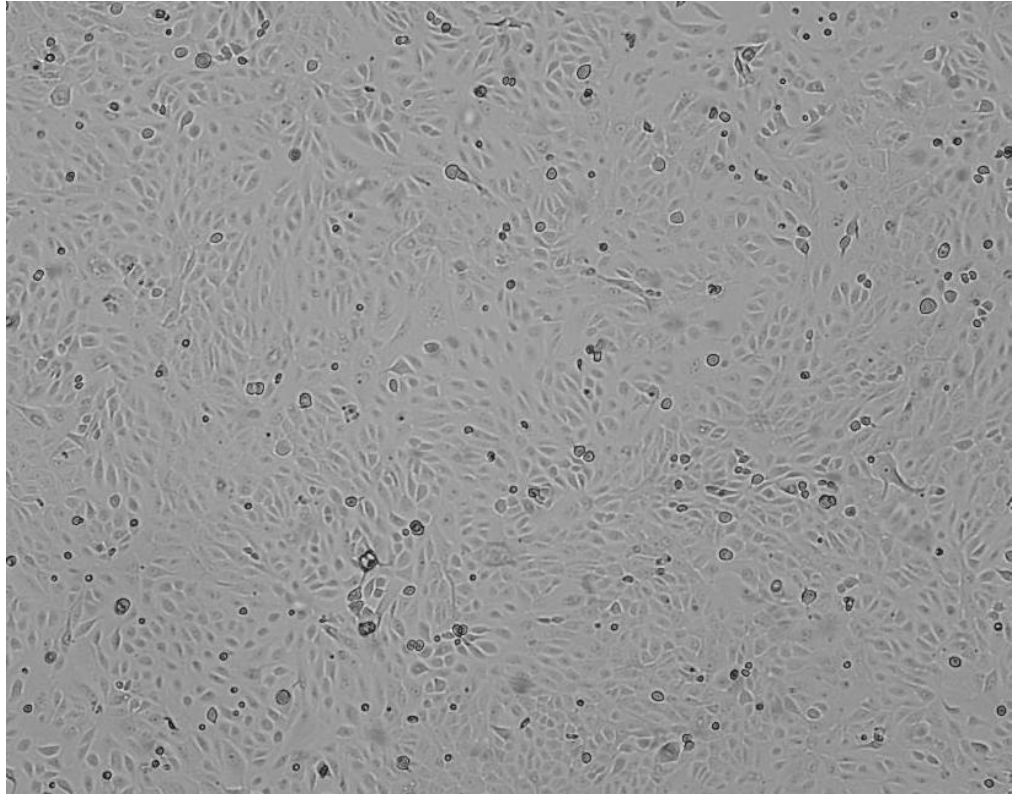


Product quality inspection report (COA)Certificate of Analysis

Report ID: SN-2025073102-CD


1. Basic product information			
Product Name	MCF10A normal human mammary epithelial cells		
Product Number	SNL-225		
Product batch number	240929Q		
2. Product testing items			
Test content	Detection method	Eligibility criteria	Test results
Cell properties	STR identification	STR identification is correct	Qualified (see test report for results) tell)
Bacteria and fungi	LB plate assay	No colonies growing on the plate	Qualified, no colonies on the plate
Mycoplasma testing	PCR testing	No target bands on the gel	Qualified, no stripes
Shipping density	Hemocytometer count	Cell count greater than 1 million	Qualified, more than 1 million
Label Detection	Observation with the naked eye	Neat labels and correct content	qualified
3. Product delivery photos			

Cell photos:




IV. Appendix

Bacteria and fungi detection:



Mycoplasma testing:



Notes on COA report:

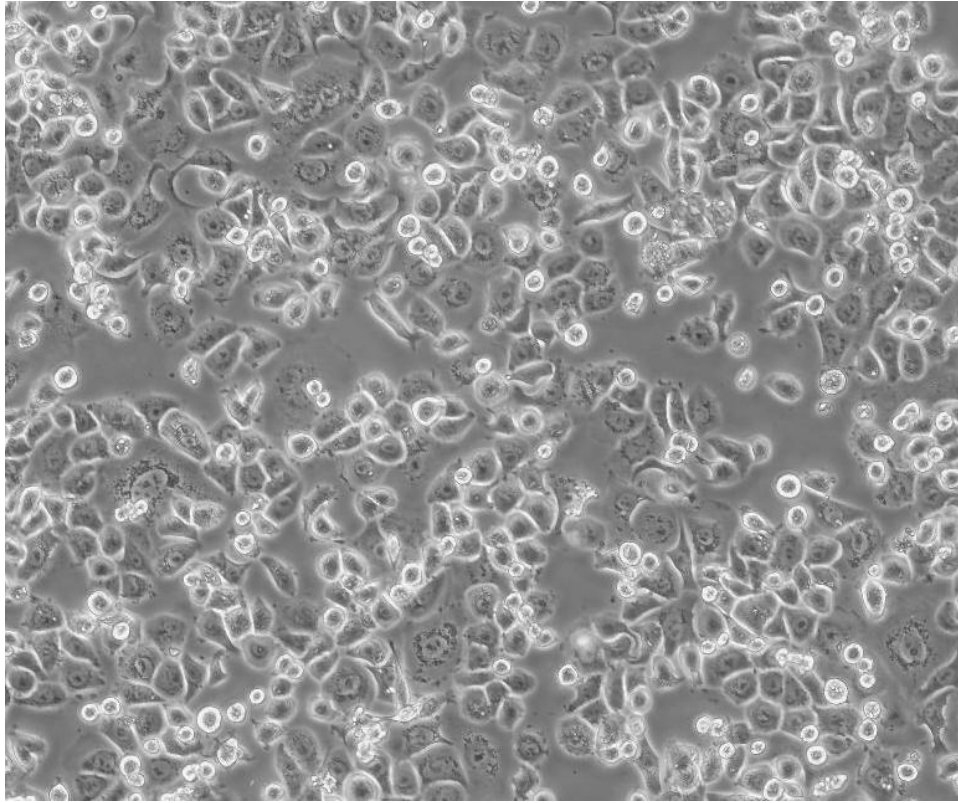
1. Our company selects the testing methods for product testing items based on the actual product conditions and does not accept customer specifications;
2. This report is the outgoing quality inspection certificate for our products. The relevant parameters of the products are subject to this report. If you have any questions about the product and the contents of this report after receipt, please raise them before using the product. Using the product will be deemed as having no objection to the product and the contents of this report.

Product quality inspection report (COA)Certificate of Analysis

Report ID: SN-2025073003-CD


1. Basic product information			
Product Name	SK-BR-3 human breast cancer cells		
Product Number	SNL-058		
Product batch number	250331LSB		
2. Product testing items			
Test content	Detection method	Eligibility criteria	Test results
Cell properties	STR identification	STR identification is correct	Qualified (see test report for results) tell)
Bacteria and fungi	LB plate assay	No colonies growing on the plate	Qualified, no colonies on the plate
Mycoplasma testing	PCR testing	No target bands on the gel	Qualified, no stripes
Shipping density	Hemocytometer count	Cell count greater than 1 million	Qualified, more than 1 million
Label Detection	Observation with the naked eye	Neat labels and correct content	qualified
3. Product delivery photos			

Cell photos:



IV. Appendix

Bacteria and fungi detection:



Mycoplasma testing:



Notes on COA report:

1. Our company selects the testing methods for product testing items based on the actual product conditions and does not accept customer specifications;
2. This report is the outgoing quality inspection certificate for our products. The relevant parameters of the products are subject to this report. If you have any questions about the product and the contents of this report after receipt, please raise them before using the product. Using the product will be deemed as having no objection to the product and the contents of this report.

Product quality inspection report (COA)Certificate of Analysis

Report Number: SN-M20250731-03

1. Basic product information				
Product Name	Complete MCF 10A Cell Culture Medium			
Product Number	SNLM-225			
Product batch number	SNLM20250731-2			
Storage temperature	2-8°C			
Transport temperature	Refrigerated transport			
2. Product testing items				
Test content	Detection method	Eligibility criteria	Test results	Test conclusion
Bacteria and fungi detection	LB plate assay	No colonies growing on the plate	No colonies	qualified
Mycoplasma testing	PCR testing	No target bands on the gel	No banding	qualified
Endotoxin testing	LAL test	<10EU/mL	<1EU/mL	qualified
pH value (25°C)	pH meter testing	7.0-7.4	7.29	qualified
Cell culture assays	Cell culture assays	Normal cell status	normal	qualified
Capacity detection	Visual scale	The actual volume is larger than the nominal volume Product, error within 10%	5-7%	qualified
Color detection	Observation with the naked eye	Pink slightly yellowish or reddish	Pink	qualified
Clarity testing	Observation with the naked eye	No obvious particulate matter	No particles	qualified
Seal detection	Observation with	No leakage	No leakage	qualified

	the naked eye			
Appearance inspection	Observation with the naked eye	No stains, complete seal	tidy	qualified
Label Detection	Observation with the naked eye	Neat labels and correct content	correct	qualified

Notes on COA report:

1. Our company selects the testing methods for product testing items based on the actual product conditions and does not accept customer specifications;
2. This report is the outgoing quality inspection certificate for our products. The relevant parameters of the products are subject to this report. If you have any questions about the product and the contents of this report after receipt, please raise them before using the product. Using the product will be deemed as having no objection to the product and the contents of this report.

Product quality inspection report (COA)Certificate of Analysis

Report Number: SN-M20250730-08

1. Basic product information				
Product Name	Complete culture medium for SK-BR-3 cells			
Product Number	SNLM-058			
Product batch number	SNLM20250730-1			
Storage temperature	2-8°C			
Transport temperature	Refrigerated transport			
2. Product testing items				
Test content	Detection method	Eligibility criteria	Test results	Test conclusion
Bacteria and fungi detection	LB plate assay	No colonies growing on the plate	No colonies	qualified
Mycoplasma testing	PCR testing	No target bands on the gel	No banding	qualified
Endotoxin testing	LAL test	<10EU/mL	<1EU/mL	qualified
pH value (25°C)	pH meter testing	7.0-7.4	7.32	qualified
Cell culture assays	Cell culture assays	Normal cell status	normal	qualified
Capacity detection	Visual scale	The actual volume is larger than the nominal volume Product, error within 10%	5-7%	qualified
Color detection	Observation with the naked eye	Pink slightly yellowish or reddish	Pink	qualified
Clarity testing	Observation with the naked eye	No obvious particulate matter	No particles	qualified
Seal detection	Observation with	No leakage	No leakage	qualified

	the naked eye			
Appearance inspection	Observation with the naked eye	No stains, complete seal	tidy	qualified
Label Detection	Observation with the naked eye	Neat labels and correct content	correct	qualified

Notes on COA report:

1. Our company selects the testing methods for product testing items based on the actual product conditions and does not accept customer specifications;
2. This report is the outgoing quality inspection certificate for our products. The relevant parameters of the products are subject to this report. If you have any questions about the product and the contents of this report after receipt, please raise them before using the product. Using the product will be deemed as having no objection to the product and the contents of this report.